

Notification



When an emergency poses a potential threat to life and safety, the college will issue timely warnings and/or emergency notifications to students and employees. The college's main website www.spcollege.edu is the **official** source of college information regarding the status of the institution.

Types of notification:


- SPC website homepage
- Emergency Preparedness blog
- Phone/text messages
- SPC email
- Pop up alerts/broadcast speakers
- Outgoing voice mail on SPC's toll-free number at 1-866-822-3978
- Fire alarms
- College social media outlets

To opt in for text messages you should:

1. Log in to MySPC.
2. From My Personal Information menu, select Phone Numbers to update your home and/or cell number, note which one is your preferred contact and hit Save.
3. From My Personal Information menu, select Emergency Notification to confirm if you want to be contacted by cell phone and/or text message and hit Save.
4. Then text YES to 68453 from your cell phone to opt-in for text alerts.

Report Concerns of Suspicious Behavior

Concerns of suspicious behavior by students or employees should be promptly reported to any official of the college. If for any reason you do not wish to report the suspicious behavior to your campus authorities, you should report it to Collegewide Security Services at 727-791-2560.



Hostile Persons/Activity

When a person(s) exhibits hostile actions, e.g. confrontation, person with a weapon, active shooter or similar type of threat, immediately call 911 and Collegewide Security Services at 727-791-2560.

- Get Out – If safe to do so, leave the building immediately.
- Call Out – Call 911.
- Hide Out – If hostile person is between you and the exit remain in place and hidden.
- Keep Out – Find a room that can be locked, with objects to hide behind.
- Spread Out – If two or more persons, do not huddle together.
- Take Out – Counter as last resort.



Emergency Preparedness

Collegewide Security Services
14025 58th Street N.
Largo, Florida 33760
727-791-2560

Office of Emergency
Management
727-341-4501



St. Petersburg College
SPC

Fire/Evacuation


- Activate the nearest fire alarm.
- Call 911 and collegewide security at 727-791-2560
- DO NOT USE ELEVATORS
- Everyone must leave the building immediately when the fire alarm is activated
- If you have an assigned assembly area, go to it and remain there until instructed to leave by emergency personnel
- Assist persons with limited mobility to designated Rescue Waiting Area
- View the SPC Evacuation Video at <https://www.spcollege.edu/safety>

Shelter In Place

Refers to the need to remain where you are for your own safety, i.e. severe weather, hazardous materials, intruder on campus, and any other situation where it is best for you to stay where you are to avoid an outside threat.

Severe Weather/Tornado

- Proceed to the lowest possible level of the building
- Seek cover in interior rooms/halls away from windows
- Remain in shelter area until ALL CLEAR is given by emergency personnel.




Important Information

Providing a safe and secure place to learn and work enables SPC to promote student success and enrich our communities through education, career development, and self-discovery. Additional campus safety information can be found at <https://www.spcollege.edu/safety>.

Campus Phone Numbers

SPC Allstate Center	727-341-4495
Clearwater Campus	727-791-2475
SPC Downtown	727-344-8062
SPC Fire and Public Safety	
Training Center.....	727-302-6852
St. Petersburg/Gibbs Campus.....	727-341-4603
Caruth Health	
Education Center.....	727-341-3666
SPC Midtown.....	727-341-7163
Seminole Campus	727-394-6110
Tarpon Springs Campus.....	727-712-5742
Veterinary Technology Center	727-302-6721

In the evening, if no one can be reached at the numbers above, call Collegewide Security Services at 727-791-2560. If danger is imminent, call 911.



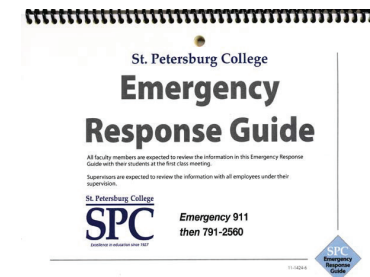
Campus Safety

The Collegewide Security Services Department is committed to ensuring the continued safety and well-being of SPC students, faculty, staff and guests.

Here are some tips to help you plan for an oncampus emergency:

- Students, staff, and faculty should update contact information annually.
- Acquaint yourself with emergency procedures posted in each building.
- Know where you are and where to go during an emergency situation.
- Have a plan for anticipated emergency situations.

Being Prepared Is Everyone's Responsibility



Responding to emergencies
Injury or sudden illness
Evacuation procedures
Fire or explosion
Hazardous materials spill or release
Bomb threat
Suspicious mail and packages
Hostile person(s)
Shelter in place
Power outage
Weather emergencies (Thunderstorms, tornado)
Weather emergencies (Tropical storms, flood, hurricane)
Reporting suspicious behavior